

A photograph of three women in white clothing against a light background. The woman in the center has a large afro and is looking directly at the camera. The woman on the left is smiling and looking towards the center. The woman on the right is looking towards the center. The text 'MEET JOY by Motiva' is overlaid on the image.

MEET

JOY

by Motiva<sup>®</sup>

An Elevated Breast  
Augmentation Experience



JOY by Motiva® is the first program of its kind for women looking for an elevated breast augmentation experience.

JOY® includes Ergonomix2®, our most advanced technology with increased safety, smaller incisions, and the most comprehensive warranty program.\*

\*In comparison with other Motiva® products and warranties.

JOY by Motiva®



# JOY® Program

## Value for patients

- Our latest technology implants - Ergonomix2®
- Motiva MinimalScar®
- **RFID enabled**
- **5Y Extended Warranty:**\* 5-year financial support in case of capsular contracture or rupture
- **Woman's Choice Program®:**\* Financial support in the event patients choose to reverse their augmentation

## Value for surgeons

- Our latest technology implants - Ergonomix2®
- Insertion sleeves designed for enhancement and efficient delivery
- Specialized medical education events and webinars
- Access to our marketing resource center platform and center locator

\*Subject to additional terms and conditions.

# Ergonomix2® product features



Motiva SuperSilicones®



ProgressiveGel® ULTIMA®



TrueMonobloc+®



SmoothSilk®\*



BluSeal+®



RFID-enabled device

\*In some geographies, known as SilkSurface®

Motiva  
SuperSilicones®



# Motiva SuperSilicones®

Our next-generation Motiva SuperSilicones® are created with ultra-high purity chemistries with the highest degree of force and elongation\* with even more efficient shell-to-gel interactions.<sup>1-3</sup>

Motiva SuperSilicones® connects our TrueMonobloc+® and BluSeal+® technologies to provide improved ergonomics, adaptability, and safety.<sup>1-3</sup>


\*Among those tested.

TrueMonobloc+®



# TrueMonobloc+®

Is our next-generation, proprietary, multilayer shell with the strongest gel-bonding technology that links all components in one system. With advanced mechanical properties which promote greater adaptability and dynamics\* for smaller incisions and patient comfort.<sup>2,4-6</sup>



\*Among those tested.




TrueMonobloc+®



Elongation

Ergonomix2® has 2.4x elongation capacity of the minimum required by ASTM regulations.



The percentage of elongation (%) measures the change in the length of the material before fracture, after sterilization, and refer to material's ability to undergo significant deformation.<sup>3</sup>

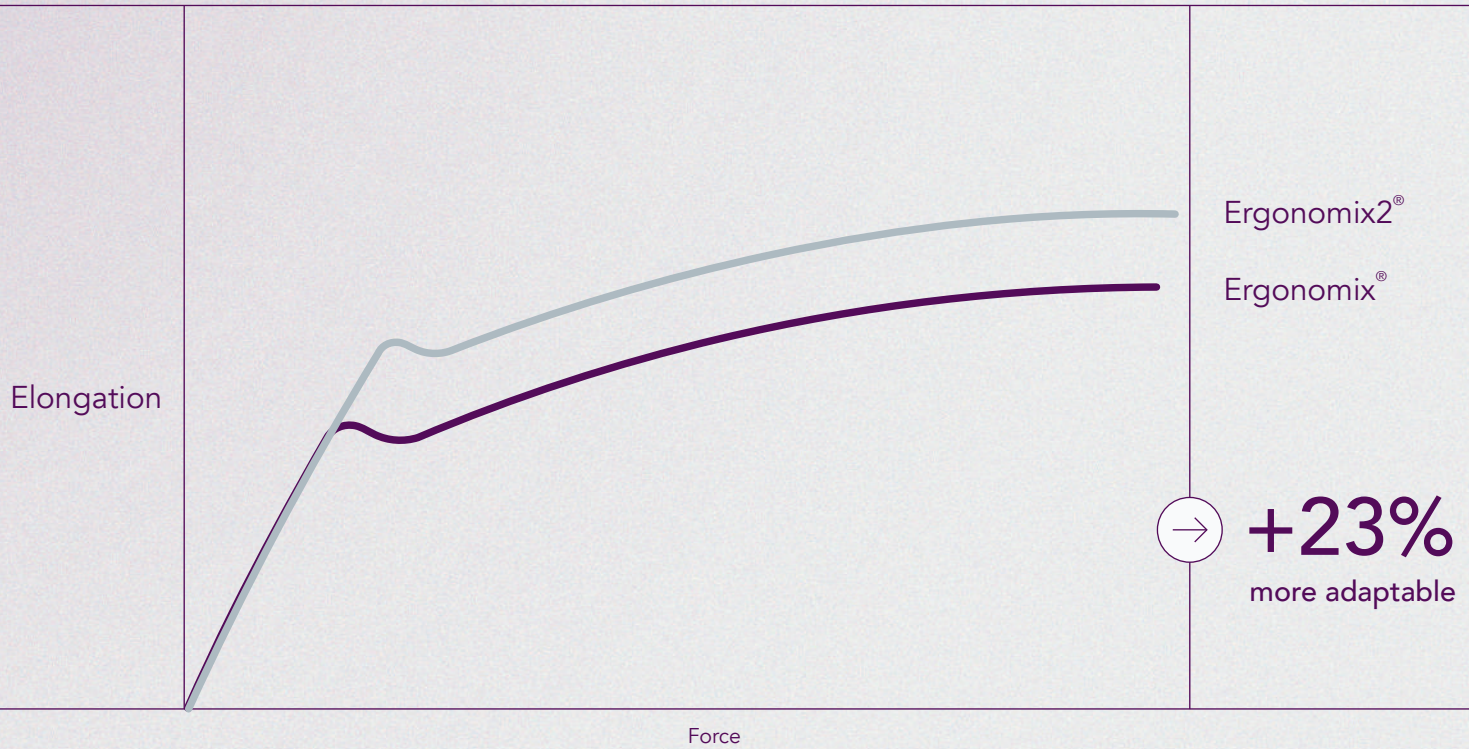
\*Following ASTM F703-18 Guidelines<sup>7</sup>, as per ISO 14607:2018 Non-active surgical implants – Mammary implants – Particular requirements, the minimum elongation should be of 450%.<sup>8</sup>

TrueMonobloc+®



Adaptability

Ergonomix2® features promote more flexibility of the device when applying an external force.<sup>9</sup>



Ergonomix2® 70%

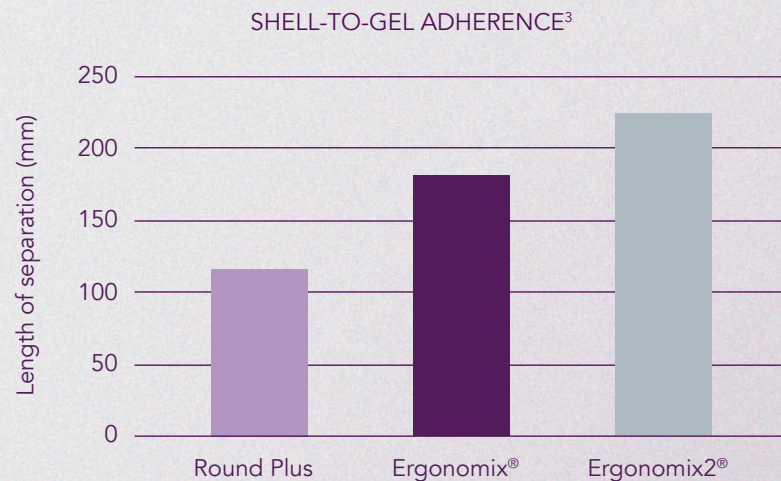
Ergonomix® 35%

TrueMonobloc+®



Adaptability

Enhanced shell-to-gel adherence properties allow for more flexibility.



The force needed to separate the gel from the shell is even higher with Ergonomix2® implants, 63% higher than the Motiva® Round Plus implant.<sup>3</sup>

With Ergonomix2®:

92% Stronger shell-to-gel adherence than Round Plus

19% Stronger shell-to-gel adherence than Ergonomix®

TrueMonobloc+®



Softness

The SuperSilicones® technology of the Motiva Ergonomix2® implant provides even more softness than the Ergonomix® and Round Plus implants.<sup>10</sup>



## Ergonomix2®

Softer consistency due to the elasticity of the shell and the rheological properties of the gel.<sup>6</sup>



45%

Softer than the Ergonomix® implant

103%

Softer than the Round Plus implant

The softness comparison with Ergonomix® and Round Plus implants correspond to 1050cc and 525cc devices, respectively.<sup>10</sup>

BluSeal+®



# BluSeal+®

Is a visual indicator that maximizes the efficiency of our next-generation, barrier-layer system for best-in-class performance.<sup>11,12</sup>




Image created for illustrative purposes only. It compares how an implant with the BluSeal+® technology is incorporated and visually appreciated: (left side of the implant).



# ProgressiveGel® ULTIMA®

The unique mix of rheological properties in ProgressiveGel® ULTIMA® promotes form and shape implant adaptability for natural tissue dynamics that mimic motion with movement.<sup>6,9</sup>

A highly cohesive gel, with low viscosity, which improves the elasticity and softness in Ergonomix® implants.<sup>6,9,13</sup>



ProgressiveGel®  
ULTIMA®

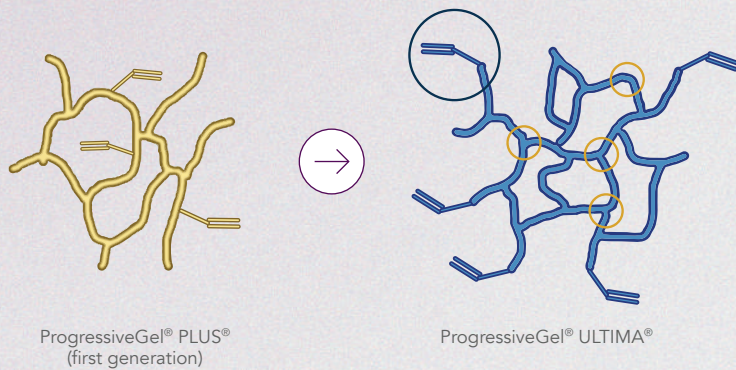


The Ergonomix2® gel characteristics mimic the versatile, adaptable, and dynamic behaviours of the natural breast tissue.<sup>9</sup>

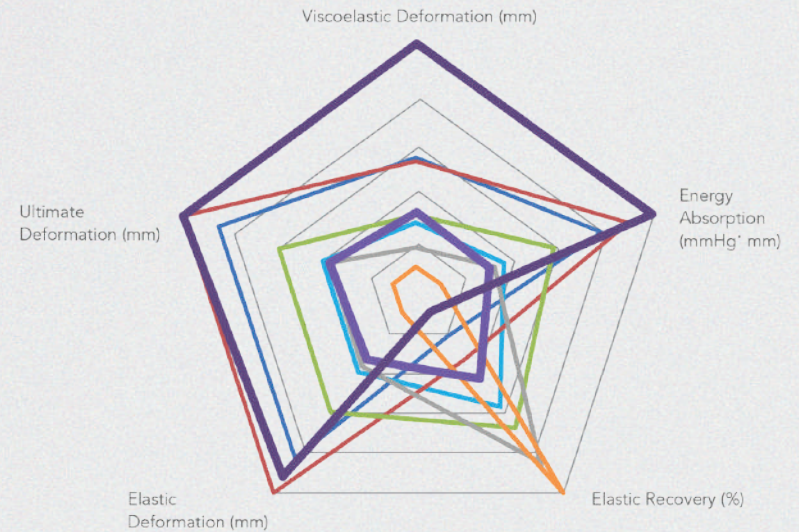
**More adaptable.** A higher elastic and viscoelastic deformation speaks of a steady response to movement or postural changes.

**More responsive.** Changes occur easily due to a greater energy absorption.

**Less stiff.** Lower elastic recovery correlates with lower gel rigidity.



Chemical representation of ProgressiveGel® ULTIMA® (right) with longer and more flexible silicone chains and greater anchorage points, when compared to first generations (left).



- FDA-approved implant silicone gel A
- FDA-approved implant silicone gel B
- FDA-approved implant silicone gel C
- FDA-approved implant silicone gel D
- FDA-approved implant silicone gel E
- FDA-approved implant silicone gel G
- Motiva ProgressiveGel® Plus
- Motiva ProgressiveGel Ultima®



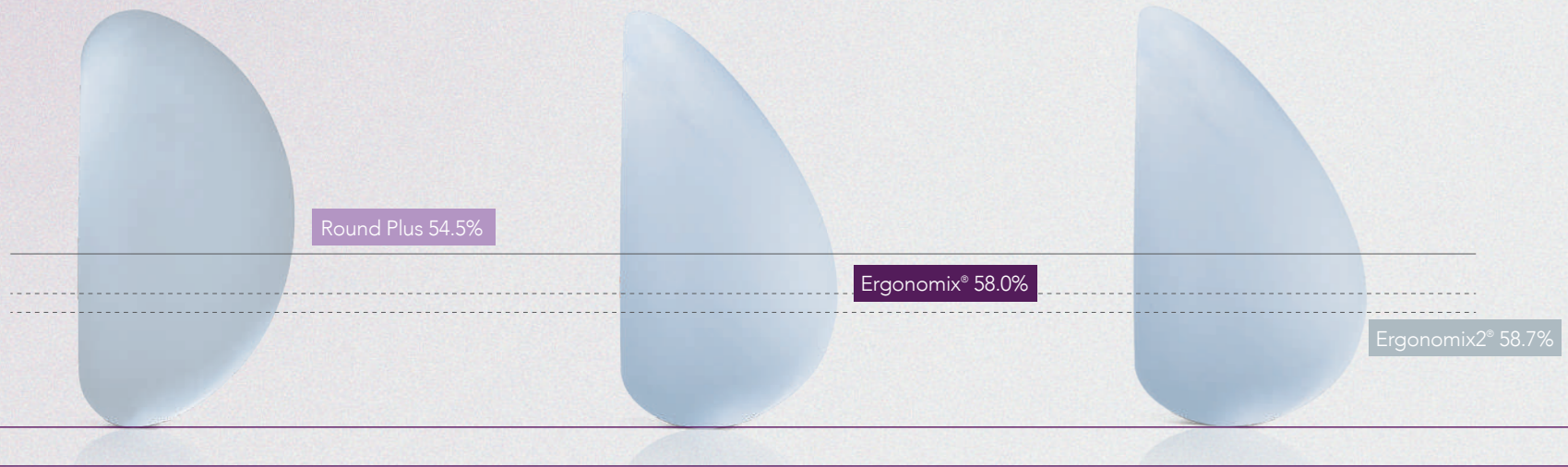
# Ergonomics and Tissue Dynamics

The dynamic movement of Ergonomix® and Ergonomix2® implants is reflected by the point of maximum projection on a vertical position and its shift from a horizontal position.<sup>13</sup>

Round PLUS  
ProgressiveGel PLUS®

Ergonomix®  
ProgressiveGel ULTIMA®  
A more natural look and feel

Ergonomix2®  
ProgressiveGel ULTIMA®  
The most natural look and feel



Comparison of the PMP\* across the different implant types.

\*PMP: Point of maximum projection.  
The PMP was evaluated in all implant types with a volume of 425cc.<sup>13</sup>

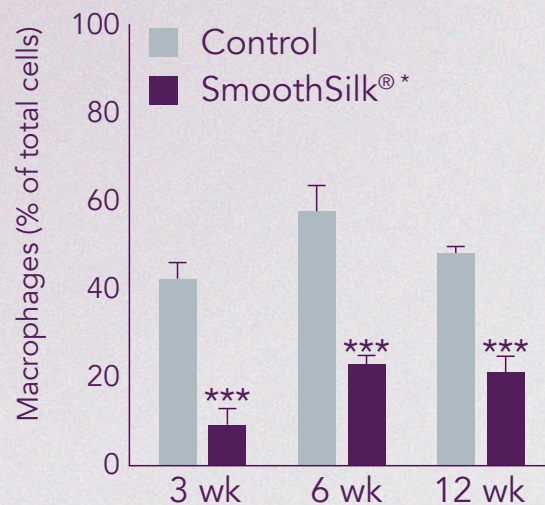


SmoothSilk®\*



# SmoothSilk®\*

A biocompatible implant surface scientifically proven to generate low inflammatory and cell-friendly response, resulting in healthy capsules and reduced profibrotic-related complications\*.<sup>14-19</sup>



Soft capsule formation around the implant<sup>14</sup>

Low friction and shear stress<sup>21</sup>

Low bacterial attachment<sup>22</sup>

Low biofilm<sup>23</sup>

Reduced risk of seroma, double capsules and capsular contracture<sup>24,25</sup>

Low particulate shedding<sup>20</sup>

Quantifiable composition of fibrosis-dependent innate immune macrophages in tissue capsules surrounding breast implants with a SmoothSilk®\* surface and a control group. \*\*\*: P<0.001

\*In some geographies, known as SilkSurface®\*

\*\*Among those tested

SmoothSilk®\*



According to the breast implant surface research in Nature Biomedical Engineering, SmoothSilk®\* surfaced implants are more biocompatible, producing less pro-fibrotic inflammation and healthier capsules.<sup>14</sup>

1

Significantly lowest capsular thickness in all models\*\*.

Reduced fibrosis markers.

2

A unique composition of the immune infiltrate is recruited at the capsule.

The lowest level of macrophages and a balanced rate of regulatory T cells.

3

Reduced RNA expression of inflammatory and higher presence of anti-inflammatory cytokines.

Significant decrease in T and B cells, compared with the textured surface implants.



\*In some geographies, known as SilkSurface®\*

\*\*Among those tested

RFID-enabled  
Device


i

# Zen® is peace of mind!

Motiva Implants® are the only implants with radiofrequency identification (RFID) technology. This technology gives you, and your patients the power to verify the implant information after surgery for peace of mind and easy access as we continue stepping forward with Femtech solutions for women's breast health.<sup>1</sup>

## Ergonomix2®

Zen® RFID Microtransponder **without** Ferrite Core



Over 750 000 women have received this benefit over the last decade.\*

\*Estimated data based on the annual sales report.<sup>34</sup>

## Zensor™ platform:

An innovative platform under development that may provide women with Motiva Implants® with Zen® the option to measure their breast tissue temperature.\*\*

\*\* Establishment Labs. REC-003427: A non-GLP (pilot) evaluation of the Motiva temperature non-ferrite microtransponder sensor in an ovine model. October, 2023

# Clinical Benefits of JOY®

Breast implant quality is essential for device performance and longevity. The innovative technology of the Ergonomix2® implant facilitates many intraoperative clinical benefits and reduces the risk of common device-related complications.

## Intraoperative Clinical Benefits



Small incisions promote the preservation of the important structures of the breast.<sup>35</sup>



Less tissue trauma and manipulation result in a reduced risk of contamination and surgical site infections.<sup>36</sup>



Quicker procedure and faster recovery due to less invasive surgery.<sup>36, 37</sup>



Increased operative efficiency combined with a natural subtle result,<sup>37-39</sup> enhancing value to your practice.

## Reducing device-related complications



Capsular Contracture



Rupture



BIA-ALCL/BIA-SCC

Consistently low device-related complications of less than 1% and no primary cases of BIA-ALCL or BIA-SCC.<sup>25, 40</sup>


# wcp Woman's Choice Program®

Motiva® raises the bar by offering more power of choice to the patient through the new Woman's Choice Program®.

This warranty program, unique to Motiva, provides up to USD \$1,500 in financial support, in the event that women who receive Ergonomix2® implants via the JOY® program choose to reverse their augmentation, subject to additional terms and conditions.

**All patients must register their implants within 90 days after surgery.**

Scan this QR Code to access terms & conditions of the Woman's Choice Program:



Additional warranties included with JOY®:

- All Motiva® implants are covered by our Always Confident Warranty® against rupture for the lifetime of the device, and our Product Replacement Policy.
- JOY® is the only Motiva® program offering our 5 Year Extended Warranty at no additional cost.

For more information, including benefits and terms and conditions, please visit:



Patients must register their implants within the first 90 days of surgery to activate the coverage:



## Warranty Programs\*

Motiva® prioritizes quality and safety and has maintained low complaint rates related to implant-related complications for over a decade.

As an added measure of confidence in the quality of our Ergonomix2® implants, the JOY® program includes the 5 Year Extended Warranty at no additional cost.

\* Warranty programs are subject to the terms and conditions of the applicable warranty, which are available online, and may require timely registration for eligibility.




**Always Confident Warranty®  
against rupture for the lifetime  
of the device, and our  
Product Replacement Policy®.**





**5Y Extended Warranty Program  
at no additional cost**


# JOY<sup>®</sup>

# Motiva<sup>®</sup> Implants Ergonomix2<sup>®</sup>

MINI 					
Catalogue #	Ø <sub>A</sub> (cm)	D <sub>B</sub> (cm)	D <sub>C</sub> (cm) 40%	D <sub>C</sub> (cm) 45%	V (cc)
E2SM-95Z	8	2,1	3,7	4,1	95
E2SM-110Z	8,5	2,2	4,1	4,6	110
E2SM-130Z	9	2,3	4,3	4,8	130
E2SM-155Z	9,5	2,4	4,6	5,2	155
E2SM-165Z	9,75	2,4	4,6	5,3	165
E2SM-175Z	10	2,5	4,7	5,4	175
E2SM-180Z	10,25	2,5	4,8	5,4	180
E2SM-200Z	10,5	2,6	5,0	5,6	200
E2SM-220Z	10,75	2,6	5,1	5,7	220
E2SM-235Z	11	2,7	5,2	5,8	235
E2SM-250Z	11,25	2,7	5,3	6,0	250
E2SM-260Z	11,5	2,8	5,4	6,1	260
E2SM-275Z	11,75	2,8	5,5	6,2	275
E2SM-290Z	12	2,9	5,6	6,3	290
E2SM-300Z	12,25	2,9	5,7	6,4	300
E2SM-330Z	12,5	3	5,8	6,6	330
E2SM-375Z	13	3,1	6,1	6,8	375
E2SM-420Z	13,5	3,2	6,3	7,1	420
E2SM-450Z	14	3,3	6,5	7,3	450
E2SM-500Z	14,5	3,4	6,7	7,6	500
E2SM-560Z	15	3,5	7,1	7,9	560

DEMI 					
Catalogue #	Ø <sub>A</sub> (cm)	D <sub>B</sub> (cm)	D <sub>C</sub> (cm) 40%	D <sub>C</sub> (cm) 45%	V (cc)
E2SD-125Z	8	3	4,1	4,5	125
E2SD-150Z	8,5	3,1	4,7	5,3	150
E2SD-170Z	9	3,3	5,0	5,6	170
E2SD-195Z	9,5	3,4	5,1	5,8	195
E2SD-210Z	9,75	3,4	5,3	5,9	210
E2SD-225Z	10	3,5	5,4	6,1	225
E2SD-235Z	10,25	3,5	5,5	6,2	235
E2SD-250Z	10,5	3,6	5,6	6,3	250
E2SD-270Z	10,75	3,7	5,8	6,5	270
E2SD-285Z	11	3,8	5,8	6,6	285
E2SD-295Z	11,25	3,8	5,9	6,6	295
E2SD-325Z	11,5	3,9	6,1	6,9	325
E2SD-335Z	11,75	3,9	6,1	6,8	335
E2SD-360Z	12	4	6,2	7,0	360
E2SD-380Z	12,25	4	6,3	7,1	380
E2SD-405Z	12,5	4,1	6,4	7,3	405
E2SD-450Z	13	4,3	6,7	7,6	450
E2SD-500Z	13,5	4,4	6,9	7,8	500
E2SD-545Z	14	4,5	7,1	8,0	545
E2SD-605Z	14,5	4,6	7,4	8,3	605
E2SD-660Z	15	4,8	7,6	8,7	660

FULL 					
Catalogue #	Ø <sub>A</sub> (cm)	D <sub>B</sub> (cm)	D <sub>C</sub> (cm) 40%	D <sub>C</sub> (cm) 45%	V (cc)
E2SF-135Z	8	3,3	4,4	4,8	135
E2SF-155Z	8,5	3,5	4,9	5,5	155
E2SF-190Z	9	3,7	5,2	5,9	190
E2SF-215Z	9,5	3,9	5,4	6,1	215
E2SF-240Z	9,75	4	5,7	6,4	240
E2SF-250Z	10	4,1	5,7	6,4	250
E2SF-275Z	10,25	4,2	5,9	6,7	275
E2SF-290Z	10,5	4,3	6,0	6,7	290
E2SF-320Z	10,75	4,4	6,2	7,0	320
E2SF-330Z	11	4,5	6,3	7,1	330
E2SF-355Z	11,25	4,6	6,4	7,2	355
E2SF-380Z	11,5	4,7	6,6	7,5	380
E2SF-400Z	11,75	4,8	6,7	7,6	400
E2SF-430Z	12	4,9	6,9	7,8	430
E2SF-450Z	12,25	5	7,0	7,8	450
E2SF-475Z	12,5	5,1	7,1	8,0	475
E2SF-535Z	13	5,3	7,5	8,4	535
E2SF-595Z	13,5	5,5	7,8	8,7	595
E2SF-670Z	14	5,7	8,0	9,0	670
E2SF-750Z	14,5	5,9	8,3	9,3	750
E2SF-825Z	15	6,1	8,6	9,6	825

CORSÉ 					
Catalogue #	Ø <sub>A</sub> (cm)	D <sub>B</sub> (cm)	D <sub>C</sub> (cm) 40%	D <sub>C</sub> (cm) 45%	V (cc)
E2SC-160Z	8	3,8	4,7	5,1	160
E2SC-190Z	8,5	4	5,3	5,9	190
E2SC-220Z	9	4,2	5,5	6,2	220
E2SC-255Z	9,5	4,5	5,9	6,6	255
E2SC-270Z	9,75	4,6	6,0	6,8	270
ERSC-290Z	10	4,8	6,3	7,0	290
E2SC-320Z	10,25	4,9	6,4	7,3	320
E2SC-340Z	10,5	5,1	6,6	7,4	340
E2SC-370Z	10,75	5,2	6,7	7,6	370
E2SC-395Z	11	5,4	7,0	7,8	395
E2SC-425Z	11,25	5,5	7,1	8,0	425
E2SC-455Z	11,5	5,7	7,3	8,2	455
E2SC-495Z	11,75	5,8	7,4	8,4	495
E2SC-530Z	12	6	7,7	8,6	530
E2SC-575Z	12,25	6,1	7,8	8,8	575
E2SC-615Z	12,5	6,3	8,0	9,0	615
E2SC-675Z	13	6,6	8,4	9,4	675
E2SC-755Z	13,5	6,9	8,7	9,8	755
E2SC-860Z	14	7,2	9,1	10,2	860
E2SC-965Z	14,5	7,5	9,4	10,6	965
E2SC-1060Z	15	7,8	9,7	10,9	1060

A=Base B=Projection C=Distance V=Volume



# Kantar Study

1800 WOMEN IN 6 DIFFERENT COUNTRIES BETWEEN AGES 20-60 YEARS



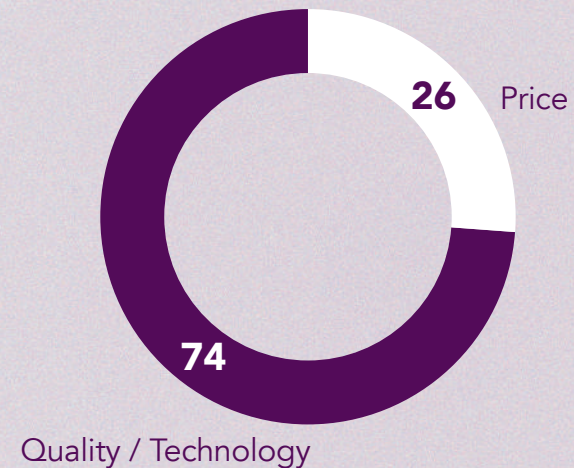
## WHAT GENERATES APPEAL?<sup>41</sup>

THE NATURAL RESULT | SAFETY | WARRANTY | MINIMAL SCARS

- JOY® appeal: The idea is well liked in all countries and by all patients (9 out of 10 patients liked JOY®)
- Women want more natural and softer results.
- 85% confirmed that our warranties are in their top things that caught their attention.
- 89% want minimal scars.

**BREAKING THE MYTH ABOUT NEW TECHNOLOGY:**  
77% OF WOMEN WANT BETTER TECHNOLOGY SOLUTION; OUR ERGONOMIX2® IMPLANTS WITH RFID ARE THE MOST ADVANCED WE'VE INTRODUCED.

PRICE VS QUALITY (%)







# THE MOTIVA® STANDARD

3

THREE-YEAR  
DATA FROM US  
FDA STUDY

3

THREE MILLION  
MOTIVA® IMPLANTS

<1%

CONSISTENTLY <1%  
DEVICE-RELATED  
COMPLICATIONS OVER  
12+ YEARS

Backed by the power of Science, Technology and Clinical Evidence.



# Post-Market Surveillance

3

OVER THREE MILLION  
IMPLANTS IN THE  
MARKET<sup>40</sup>

MORE THAN 12-PLUS  
YEARS ON THE  
MARKET (FROM 2010  
TO Q2 2023)

PRESENCE IN  
85-PLUS COUNTRIES

3,000,000-plus

implants sold globally since commercial launch in 2010

85-plus countries

where Motiva® Implants have been approved

25-plus inventions

(patent families) and 218 applications globally in 21 jurisdictions

85-plus publications

Evidence-based research supporting the science,  
engineering, and clinical outcomes with Motiva Implants®

Less than 1%

consistently low device-related complications



# Post-Market Surveillance

3

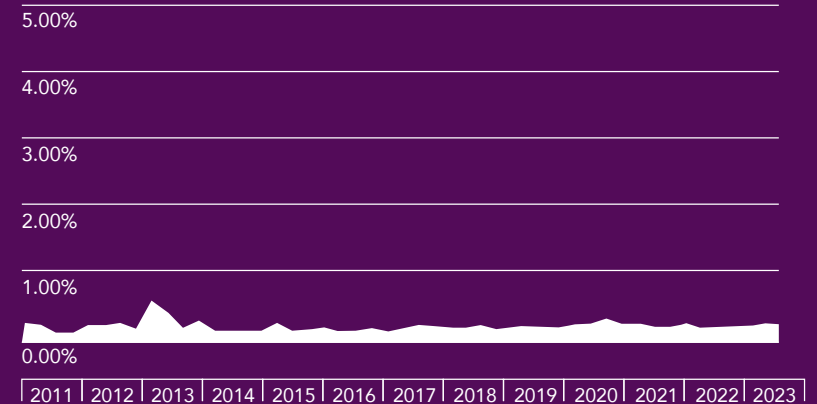
CONSISTENT, LESS THAN 1% DEVICE-RELATED COMPLICATIONS SUPPORT BEST-IN-CLASS SAFETY STANDARD.<sup>25</sup>

## Rate of Adverse Events Motiva® Implants Device-Related

Capsular contracture	0.022%
Rupture	0.036%
Double capsule	0.000%
BIA-ALCL (Primary)	0.000%
BIA-SCC (Primary)	0.000%
Other*	0.019%


Percentages based on the total implants in the market.  
 \*The following were considered technique-dependent complications: implant malposition, implant displacement, asymmetry, infection, wound dehiscence, hematoma, and seroma

## Rate of Adverse Events Motiva® Implants (as a % of sales)





# Motiva® US IDE Study Update



MOTIVA®  
KAPLAN-MEIER KEY  
COMPLICATIONS  
3-YEAR INCLUDING  
MRI COHORT<sup>40</sup>

Primary Augmentation	2-Year (N=451), 95% CI	3-Year (N=451), 95% CI
Capsular contracture (Baker Grade III/IV)	0.5% (n=2)	0.5% (n=2)
Rupture, suspected or confirmed (MRI Cohort)*	0.6% (n=1)	0.6% (n=1)
Breast pain	0.5%	0.7%
Infection	0.9%	0.9%
Implant removal, with or without replacement	1.6%	1.6%
Any reoperation**	5.7%	6.1%
Any complication***	7.5%	8.4%

\* MRI cohort, N=176

\*\* Any surgery on the breast or chest area, device or non-device related, including size change

\*\*\* Any device or non-device related event, including reoperation

All data presented is preliminary 3-year follow-up data and does not reflect the final study results nor establish the ultimate safety or effectiveness of the device.

# References

1. BER-001012, Biological Evaluation Report for Motiva Implants® Ergonomix2®. February 2023.
2. PQ-17-004 Performance Qualification of Ergonomix2; OPQ-001003 Operational Performance Qualification Report of Motiva Implants® Ergonomix2® Sterile Silicone Breast Implants (Diamond Projection); MM-18-004.
3. TS-001196, Mechanical and peel testing study of Motiva Implants® to support the TrueMonobloc® technology.
4. TS-001202, Deployment testing with Motiva Injector MIA 20 and 23 mm with Motiva Ergonomix2® Round SmoothSilk®/SilkSurface® ProgressiveGel® Ultima®.
5. TS-001224, Deployment testing with Motiva Injector MIA 20 with Ergonomix® and Motiva® Round.
6. CLINP-001007, Third Progress Report for Minimally Invasive Augmentation Traditional Feasibility Study. November 2022.
7. EXO-001050. ASTM Standard Specification for Implantable Breast Protheses, F703-18 2022. January, 2023.
8. EXO-001129. BS EN ISO 14607:2018 Non-active surgical implants - Mammary implants - Particular Requirements, March, 2021.
9. TR-001038, Rheological analysis of silicone filling gels of Motiva Implants® and other brands' silicone filling gels using the BTC-2000™.
10. TS-001228, Adaptability Testing Report, Establishment Labs, Jun-2021
11. TR-001089, Assessment of silicone diffusion-gel bleed for Motiva Implants® Ergonomix2® Sterile Silicone Breast Implants according to ISO 14607-2018 method. January, 2022.
12. TSD-001038, Assessment of silicone diffusion from: Smooth (by Mentor), Perle™ Smooth (by GC Aesthetics), MesmoHS® (by Polytech Health & Aesthetics), and SILTEXTM (by Mentor) according to ISO 14607:2018 method. February 2023.
13. REC-003677: Morphological Analysis for Silicone Gel Breast Implants Motiva Implant Matrix of Establishment Labs. June, 2023.
14. Doloff JC, Veiseh O, de Mezerville R, et al. The surface topography of silicone breast implants mediates the foreign body response in mice, rabbits and humans. *Nat Biomed Eng.* 2021. doi:10.1038/s41551-021-00739-4
15. Cappellano G, Ploner C, Lobenwein S, et al. Immunophenotypic characterization of human T cells after in vitro exposure to different silicone breast implant surfaces. *PLoS One.* 2018.
16. Nam S-Y, Lee M, Shin BH, et al. Characterization of BellaGel SmoothFine Implant Surfaces and Correlation with Capsular Contracture. *J Biomater Nanobiotechnol.* 2019;10(04):196-211. doi:10.4236/jbnb.2019.104012.
17. Chacón M, Chacón M & Fassero J. Six-Year Prospective Outcomes of Primary Breast Augmentation with Nano-Surface Implants. *Aesthet Surg J.* 2018; doi: 10.1093/asj/sjy196
18. Sforza M, Zaccheddu R, Alleruzzo A et al. Preliminary 3-year evaluation of experience with SilkSurface and VelvetSurface Motiva silicone breast implants: a single-center experience with 5813 consecutive breast augmentation cases. *Aesthet Surg J.* 2018; 38(Suppl 2):S62-S73. doi: 10.1093/asj/sjx150
19. Atlan M, Kinney B, Perry TA. Intra- and Inter- Shell Roughness Variability of Breast Implant Surfaces. *Aesthet Surg J.* Apr 2020; 40(5): NP324-NP326. Doi: 10.1093/asj/sjz369

20. Hallab NJ, Samelko L, Hammond D. Particulate Debris Released From Breast Implant Surfaces Are Highly Dependent on Implant Type. *Aesthetic Surgery Journal*, 2021; doi: [sjab051](https://doi.org/10.1093/asj/sjab051), <https://doi.org/10.1093/asj/sjab051>
21. Rosas JM, Atkins DJ, Chau AL, et al. In vitro models of soft tissue damage by implant-associated frictional shear stresses. *Proceedings of the Institution of Mechanical Engineers, Part J: Journal of Engineering Tribology*. 2022;0(0). doi:10.1177/13506501221132897
22. Jones P, Mempin M, Hu H, et al. The functional influence of breast implant outer shell morphology on bacterial attachment and growth. *Plast Reconstr Surg*. 2018;142(4):837-849. DOI: 10.1097/PRS.0000000000004801
23. James G, Boegli L, Hancock J et al. Bacterial Adhesion and Biofilm Formation on Textured Breast Implant Shell Materials. *Aesth Plast Surg*. 2019 Apr; 43:490–497. doi: 10.1007/s00266-018-1234-7
24. Aitzetmüller-Klietz ML, Yang S, Wiebringhaus P, et al. Complication Rates after Breast Surgery with the Motiva Smooth Silk Surface Silicone Gel Implants: A Systematic Review and Meta-Analysis. *Journal of Clinical Medicine* 2023, Vol 12, Page 1881. 2023;12(5):1881. doi:10.3390/JCM12051881
25. Establishment Labs Notes Presentation of 3-Year Results from Motiva U.S. IDE Study at The Aesthetic Meeting 2023.
26. VAL 16-018.R: Safety and Performance of the Motiva Implants® with Qid® exposed to an MRI Environment. April 2021.
27. DRW-001239: Temperature Non-Ferrite Microtransponder. July 2022
28. DRW-001053: Non-Ferrite Microtransponder. July 2022.
29. DDD-006: Device Description Document for Motiva Implants® Ergonomix2®. July 2023
30. DDD-001011: Device Description Document for Motiva Implants® Ergonomix2®. April 2023.
31. PQ-001008: Performance Qualification Report for Motiva Implants® with Microtransponder. (DRW-001053, P/N 100-BIS-0163). February 2021
32. TES-001146: Safety and Performance of the Motiva Implants® with microtransponder (DRW-001053) exposed to Magnetic Resonance Environment. August 2021
33. Munhoz AM, Chala L, Melo G, Azevedo Marques Neto A, Tucunduva T. Clinical and MRI Evaluation of Silicone Gel Implants with RFID-M Traceability System: A Prospective Controlled Cohort Study Related to Safety and Image Quality in MRI Follow-Up [published online ahead of print, 2021 Jun 1]. *Aesthetic Plast Surg*. 2021;10.1007/s00266-021-02355-8. doi:10.1007/s00266-021-02355-81.
34. Data on file, Establishment Labs.
35. Fanous N, Tawile C, Brousseau VJ. Minimal inframammary incision for breast augmentation. *Can J Plast Surg*. 2008;16(1):14-17. doi:10.1177/229255030801600109.
36. Gandaglia G, Ghani KR, Sood A, et al. Effect of Minimally Invasive Surgery on the Risk for Surgical Site Infections: Results From the National Surgical Quality Improvement Program (NSQIP) Database. 2014, *JAMA Surg.*, Vol. 149, pp. 1039–1044.
37. Lhuire M, Derder M, Hivelin M, Lantieri L, & Hunsinger Minimally Invasive Inframammary Breast Augmentation. 2019, *Plast Reconst Surg*, Vol. 144, pp. 1126e–1127e.
38. Sforza M, Spear S HD. The 21st century Breast Implant. *J Surg Open Access*. 2016;2(4). doi:<http://dx.doi.org/10.16966/2470-0991.e107>.
39. Sforza M, Hammond DC, Botti G, et al. Expert Consensus on the Use of a New Bioengineered, Cell-Friendly, Smooth Surface Breast Implant. *Aesthet Surg J*. 2019;39(Suppl 2):S95-S102. doi:10.1093/asj/sjz054.
40. Establishment Labs®, Post-Market Surveillance Preliminary Results Q1 2023
41. Insights & Consulting Kantar. Patient Market Research on Joy Program. 2023



# JOY by Motiva<sup>®</sup>

This material is intended for healthcare professionals only and does not comprise medical advice or recommendations. Distribution to any other recipient is prohibited. For additional product information, please refer to the individual product labeling or directions for use. Product clearance and availability may be limited to certain countries/regions. All trademarks are the property of Establishment Labs; and all products referenced herein are manufactured and marketed by Establishment Labs and its authorized marketing partners. This material may not be copied or reprinted without the express written consent of Establishment Labs. ©2023 Establishment Labs. All rights reserved.